

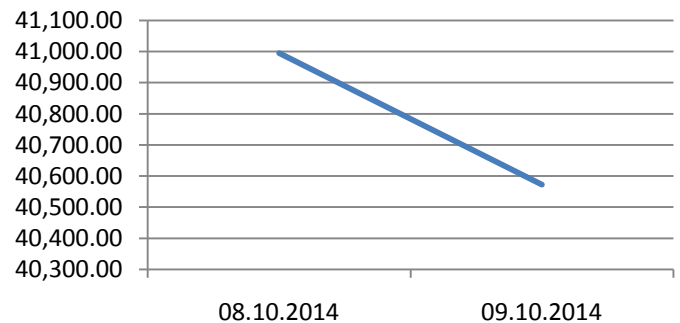
MARKET SNAPSHOT

- The **NSE All-Share Index** depreciated further by 1.03% to close at 40,572.25 following Wednesday's depreciation of 0.26% which closed at 40,995.21. Depreciation which can be attributed to fall in prices of some highly capitalized stocks such as Zenith Bank, FBN Holdings, Guinness, Dangote Cement, Guaranty Trust Bank and Forte Oil amongst others.
- Market value appreciated by 6.15% closing at N6.07b (US\$38.97m) as against depreciation of 0.71% witnessed at the close of trading on Wednesday with value closing at N5.72b (US\$36.71m);
- **Market capitalization** decreased by N139.59b (US\$896.40m) to close at N13.397trn (US\$86.03b) following Wednesday's decrease of N35.90b (US\$230.53m) which closed at N13.536trn (US\$86.92b).

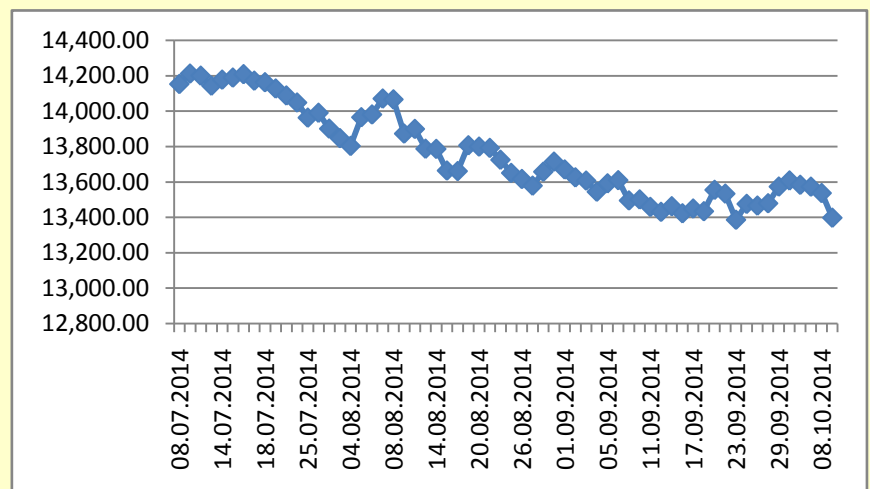
MARKET INDICATORS

	Today	Previous	% DayΔ
NSE ASI	40,572.25	40,995.21	-1.03
MARKET CAP	13,397trn	13,536trn	-1.03
MARKET VALUE	6.069B	5.717B	6.15
VOLUME	698,841,661	408,897,218	70.91
GAINERS	18	20	
LOSERS	35	26	

NSE ASI Movement (Day-on-Day)



MARKET CAPITILAZION MOVEMENT CHART



Top 10 Gainers

COMPANY	Prev. Close	Today's Close	Change (N)	Change (%)
CHAMPION	13.6	14.99	1.39	10.22
IKEJAHOTEL	2.2	2.42	0.22	10.00
CUTIX	1.8	1.89	0.09	5.00
CONOIL	49.36	51.82	2.46	4.98
MAYBAKER	1.66	1.74	0.08	4.82
LIVESTOCK	2.95	3.08	0.13	4.41
LEARNAFRCA	1.38	1.44	0.06	4.35
NPFMCRFBK	0.97	1	0.03	3.09
ETERNA	3.7	3.81	0.11	2.97
INTBREW	30.9	31.47	0.57	1.84

- (18) Stocks gained today as against (20) gainers recorded on Wednesday with Champion Breweries leading the gainers chart with 10.22% to close at N14.99 from N13.60 on Wednesday. Ikeja Hotel, Cutix and Conoil also ended up on the gainers chart with gains of 10%, 5% and 4.98% respectively, while the losers' chart closed higher at (35) as against (26) losers recorded on Wednesday with Skye Bank leading the chart with a loss of 5% to close at N2.85

Top 10 Losers

COMPANY	Prev. Close	Today's Close	Change (N)	Change(%)
SKYEBANK	3	2.85	-0.15	-5.00
INTENEGINS	0.61	0.58	-0.03	-4.92
FCMB	4.55	4.33	-0.22	-4.84
MANSARD	2.9	2.76	-0.14	-4.83
CCNN	15.75	15.02	-0.73	-4.63
ACADEMY	1.38	1.32	-0.06	-4.35
FIDSON	3.48	3.33	-0.15	-4.31
COSTAIN	0.94	0.9	-0.04	-4.26
UAC-PROP	15.85	15.2	-0.65	-4.10
WEMABANK	0.99	0.95	-0.04	-4.04

- Transaction volume increased by 70.91% to close at 698.84m units exchanged in 4,833 deals as against depreciation by 27.02% recorded on Wednesday which closed at 408.89m units exchanged in 4,322 deals.

- Transcorp closed today's trading activity with the highest number of transactions of 61,031,232 units valued at over 349.69 million Naira followed by Zenith Bank and Ecobank Transnational Inc having 36,848,276 and 22,918,566 respectively.

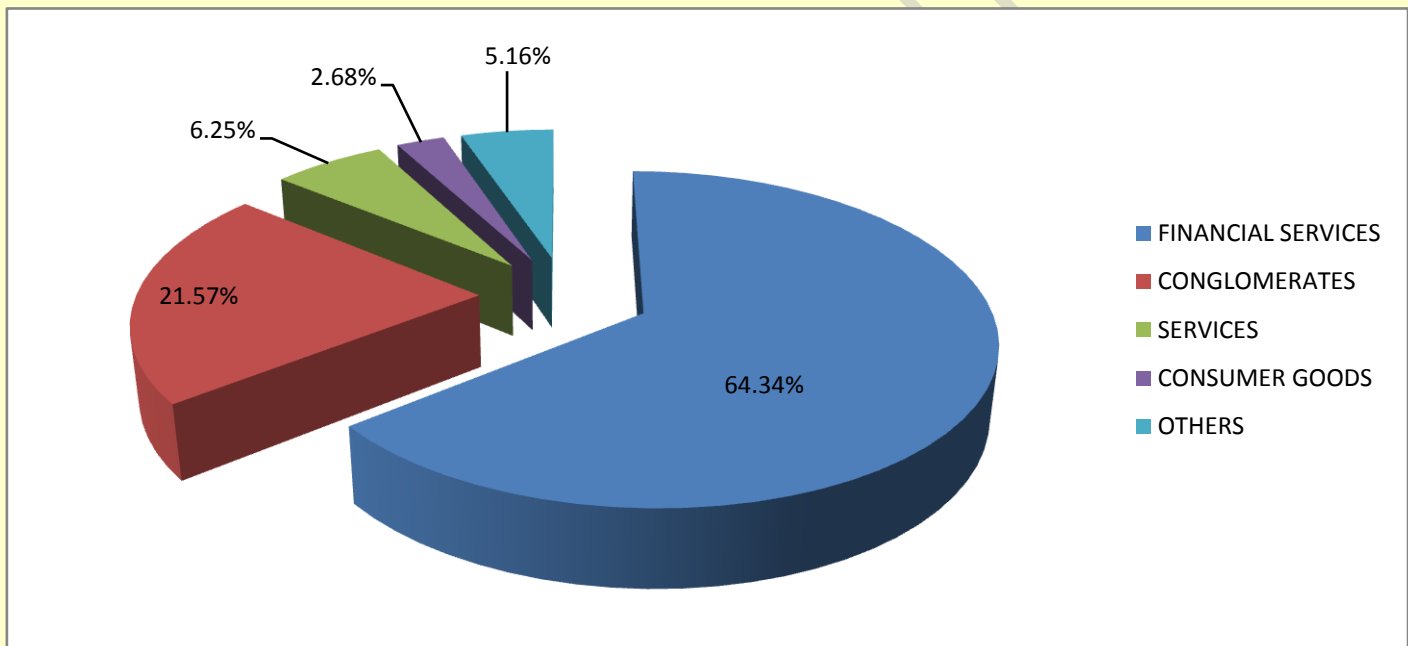
Top 10 Trades (Volume)

Symbol	09-October-14 (Volume)
TRANSCORP	61,031,232
ZENITHBANK	36,848,276
ETI	22,918,566
SKYEBANK	20,832,647
UBA	19,511,275
GUARANTY	15,929,534
IKEJAHOTEL	12,471,381
DIAMONDBNK	11,136,244
UNITYBNK	10,550,124
FBNH	7,968,312

Top 10 Trades (Value)

Symbol	09-October-14 (Value)
ZENITHBANK	883,403,628.32
GUARANTY	479,564,769.41
ETI	430,226,832.53
TRANSCORP	349,693,825.91
UACN	196,112,024.48
DANGCEM	150,441,296.49
NESTLE	140,570,963.41
NB	134,520,584.71
UBA	128,380,263.04
FBNH	106,582,953.65

Figure 1 Sector Analysis by Volume



Financial Services Sector accounted for 64.34% of market transaction volume with 192.27m units valued at N2.39b exchanged in 2,585 deals followed by **Conglomerates Sector** with transaction volume of 64.45m units valued at N545.84m exchanged in 358 deals and followed by **Services Sector** with total transaction volume of 18.69m units valued at N54.49m exchanged in 215 deals.

Company Result	DPS(N)	Bonus Ratio	Closure Date	Payment Date	Interim/Final	AGM Date

COMPANY RESULTS ANNOUNCEMENT

Company and Result	Turnover (Nm)	Turnover* (Nm)	Change (%)	PBT (Nm)	PBT* (Nm)	Change (%)	PAT (Nm)	PAT* (Nm)	Change (%)
PZ Cussons PLC Q1 2014	15,019,407.00	15,066,622.00	0.31	872,291.00	1,261,256.00	30.84	641,698.00	920,790.00	30.31
Access Bank PLC Q3 2014	181,798.00	155,026.00	17.27	42,156.00	35,087.00	20.15	35,346.00	27,597.00	28.08

(*)- Previous year ending

Exchange Rate(NGN/USD)	Interbank Rates	Official	Parallel Market
	164.70	155.73	167.70

Interest Rate	08-October-14	09-October-14
O/N NIBOR	10.7750	10.6250
30-day NIBOR	12.6454	12.6044
90-day NIBOR	13.4089	13.4236

Important Note: This report contains information available to the public but its accuracy or completeness cannot be guaranteed. Whilst every care has been taken in preparing this market update, no responsibility of liability is accepted.