

## NIGERIAN STOCK MARKET REPORT FOR WEEK ENDING FRIDAY, 17 FEBRUARY 2012

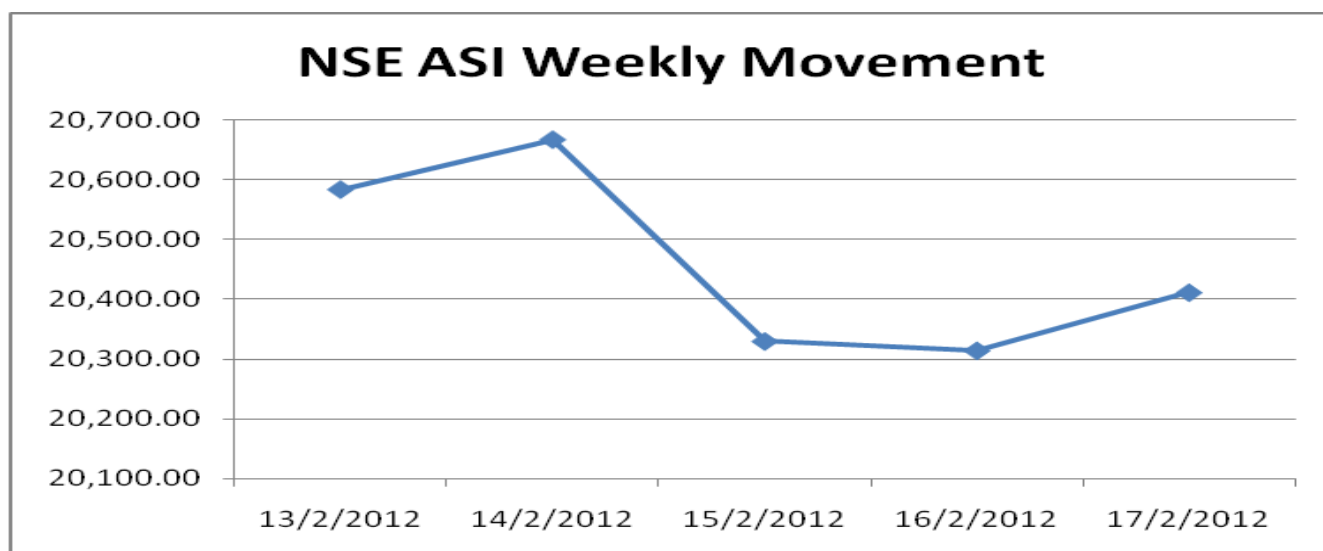
- The last trading day of the week saw the **NSE ASI** appreciate by 0.48% to close at 20,411.17;
- Thursday's trading concluded with a decline by 0.08% to close at 20,314.08;
- Wednesday's trading declined by 1.63% with a close at 20,329.62;
- Tuesday recorded an appreciation by 0.41% closing at 20,667.00;
- A loss of 0.19% was recorded on Monday with an Index close at 20,583.61.



**Market capitalization** in the week depreciated by N66.95b (US\$446.38m) to close at N6.43trn (US\$42.87b) compared to depreciation by N80.05b (US\$533.69m) recorded last week to close at N6.49trn (US\$ 43.31b).



During the week under review, the ASI performance was mirrored in the movement in market capitalization thereby reflecting more of price changes as against volume movement.



#### Top 10 Gainers of the week

The numbers of gainers in the week closed at twenty-six (26) compared to nineteen (19) recorded last week. **Eterna Oil Plc** topped the gainers chart for the week with **20.97%** gain.

COMPANY	10-Feb-12	17-Feb-12	Change	% Change
ETERNAOIL	3.1	3.75	0.65	20.97%
SKYEBANK	3.17	3.68	0.51	16.09%
JAPAUOIL	0.69	0.8	0.11	15.94%
ACCESS	5.86	6.75	0.89	15.19%
CONTINSURE	0.63	0.72	0.09	14.29%
STERLNBANK	0.85	0.92	0.07	8.24%
FIRSTBANK	10.16	10.75	0.59	5.81%
GOLDINSURE	0.6	0.63	0.03	5.00%
OANDO	17.49	18.35	0.86	4.92%
CCNN	4.51	4.71	0.20	4.43%

### Top 10 Losers of the week

Thirty-four (34) stocks recorded price decline of different magnitude in the week under review compared to forty-two (42) stocks in the preceding week. **Dangote Sugar Refinery Plc** topped the losers chart for the week with **18.55%**.

COMPANY	10-Feb-12	17-Feb-12	Change	% Change
DANGSUGAR	4.42	3.6	-0.82	-18.55%
JBERGER	25.65	22.01	-3.64	-14.19%
HONYFLOUR	2.85	2.46	-0.39	-13.68%
AIRSERVICE	1.88	1.63	-0.25	-13.30%
PRESTIGE	0.8	0.7	-0.10	-12.50%
FIDSON	0.7	0.62	-0.08	-11.43%
TOTAL	190	171.48	-18.52	-9.75%
EVANSMED	0.67	0.61	-0.06	-8.96%
DANGFLOUR	4.39	4.04	-0.35	-7.97%
UNILEVER	30.3	27.95	-2.35	-7.76%

**Financial Services** sector emerged the most traded sector in the week in terms of volume:

- The volume traded in the sector closed at 1.59b units, valued at N5.86b and exchanged in 9,435 deals compared with 1.12b units, valued at N3.98b and exchanged in 8,371 deals in the preceding week;
- The volume traded in the sector accounted for 86.94% of the entire market compared with 84.00% of the ratio recorded last week.

Sectors	Trades	Volume	Value	% Contribution
Financial Services	9,435.00	1,599,473,589.00	5,860,728,481.21	86.94%
ICT	32.00	89,860,809.00	46,993,482.95	4.88%
Consumer Goods	3,354.00	50,702,985.00	2,166,361,044.23	2.76%
Services	631.00	38,000,981.00	83,181,789.00	2.07%
Oil & Gas	1,306.00	28,300,934.00	229,010,711.70	1.54%
Agriculture	130.00	11,723,162.00	67,068,088.27	0.64%
Industrial Goods	577.00	6,601,966.00	129,561,462.76	0.36%
Conglomerates	315.00	6,416,401.00	165,625,874.76	0.35%
Construction/Real Estate	105.00	4,496,250.00	63,233,152.41	0.24%
Healthcare	180.00	4,172,226.00	8,176,233.28	0.23%
<b>Top 10 Traded Sectors</b>	<b>16,065.00</b>	<b>1,839,749,303.00</b>	<b>8,819,940,320.57</b>	
<b>Total Traded Sectors</b>	<b>16,101.00</b>	<b>1,839,790,636.00</b>	<b>8,832,128,554.77</b>	

- The total volume traded in the week closed at 1.83b units valued at N8.83b (US\$58.86m) compared with 1.34b units valued at N7.00b (US\$46.70m) exchanged in 15,166 deals last week;
- The volume transaction in the week when compared with preceding week's data increased by **37.12%** as against decline by 16.81% recorded last week;
- Weekly value also went up by **26.03%** as against a loss position by 53.62% recorded last week.

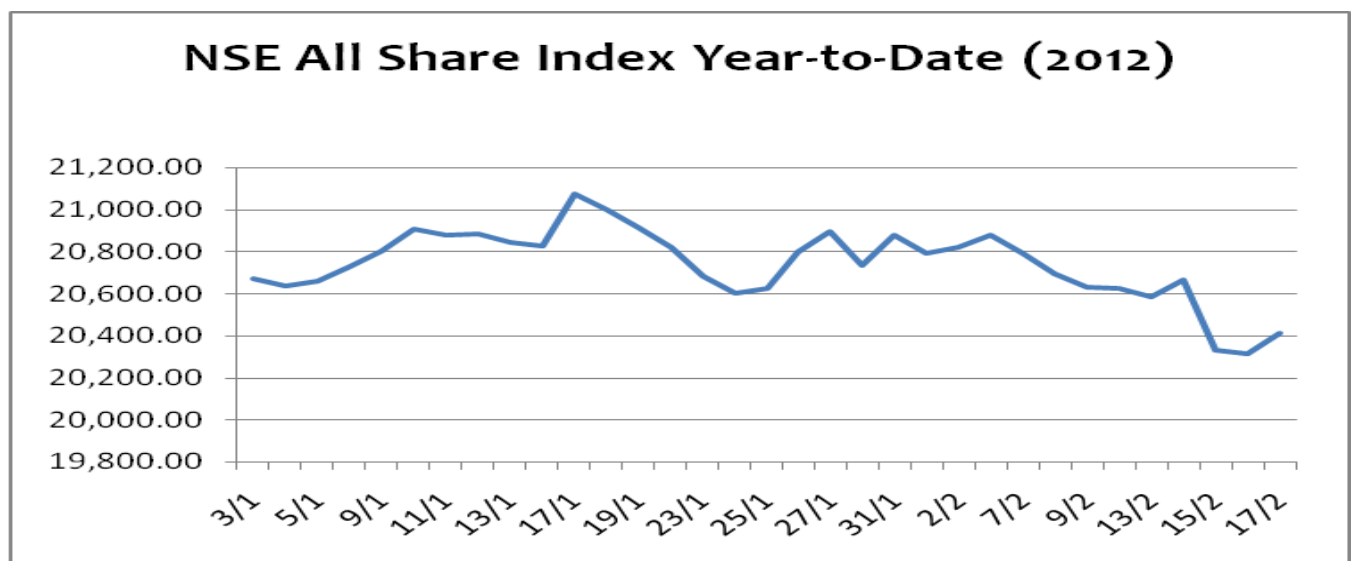
#### Top 10 Trades (By Volume in 1,000s)

Symbol	15-Feb-12	Symbol	16-Feb-12	Symbol	17-Feb-12
UBA	112,104	UBA	332,492	UBA	163,037
FIRSTBANK	15,517	SKYEBANK	109,408	ZENITHBANK	52,798
DIAMONDBNK	10,850	OMATEK	80,050	SKYEBANK	33,083
FIDELITYBK	8,144	FCMB	46,228	ACCESS	31,200
GUARANTY	7,297	FIRSTBANK	18,153	EQUITYASUR	20,000
ZENITHBANK	5,548	ACCESS	17,994	FCMB	18,085
ACCESS	5,454	NEM	14,770	FIRSTBANK	13,645
SKYEBANK	5,392	FIDELITYBK	10,102	OMATEK	9,326
TRANSCORP	5,088	ETERNAOIL	8,278	GUARANTY	8,509
AIICO	4,581	ZENITHBANK	6,866	DIAMONDBNK	6,986

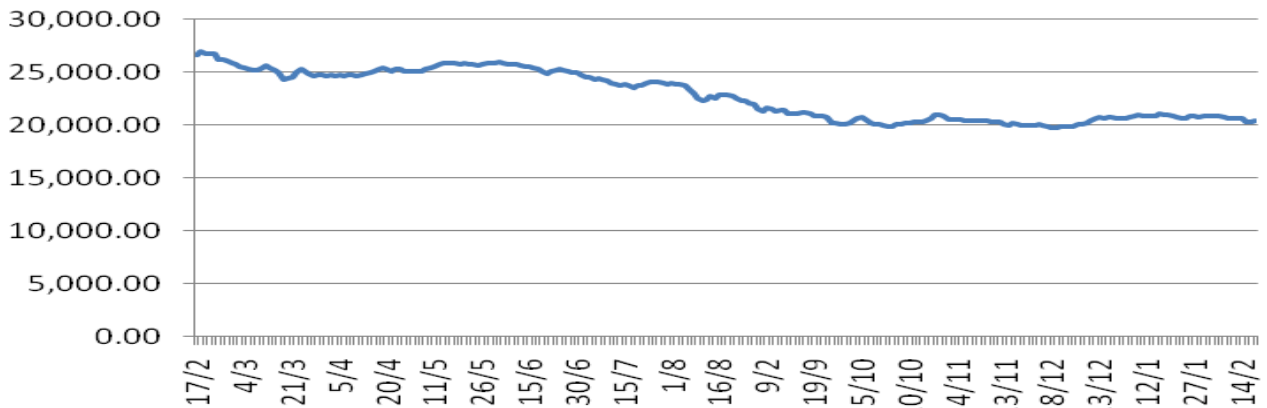
### Top 10 Trades (By Value in 1,000s)

Symbol	15-Feb-12	Symbol	16-Feb-12	Symbol	17-Feb-12
NB	422,591	UBA	593,560	ZENITHBANK	648,173
UBA	191,447	SKYEBANK	382,949	NB	302,970
FIRSTBANK	163,736	FIRSTBANK	192,454	UBA	300,481
GUARANTY	102,475	FCMB	185,360	ACCESS	210,017
GUINNESS	76,229	ACCESS	115,655	FIRSTBANK	146,391
UACN	75,511	GUINNESS	107,350	GUARANTY	121,304
ZENITHBANK	67,705	NESTLE	98,773	SKYEBANK	121,276
ACCESS	32,996	GUARANTY	85,193	FCMB	75,034
DIAMONDBNK	27,022	ZENITHBANK	84,158	OKOMUOIL	57,609
DANGCEM	25,150	NB	73,585	ETI	55,015

In the Year-to-Date, NSE ASI continues to depict significant volatility with no indication of a compression point. However, the One-Year Moving Average indicates a convergence around the 20,000 level.



## NSE ASI One-Year Moving Average



Stock	Date/Time	Close	Resistance Level	Support Level
7UP	17/02/2012	46	51.49	46
ACCESS	17/02/2012	6.75	5.97	5.69
AGLEVENT	17/02/2012	1.32	1.45	1.33
AIRSERVICE	17/02/2012	1.63	2.17	2.07
ASHAKACEM	17/02/2012	10.7	10.6	10.23
BAGCO	17/02/2012	1.55	1.74	1.5
BERGER	17/02/2012	8.36	9.3	8.05
CCNN	17/02/2012	4.71	5.24	4.51
CUSTODYINS	17/02/2012	1.5	1.61	1.55
CUTIX	17/02/2012	1.39	1.4	1.33
DANGSUGAR	17/02/2012	3.6	5.1	4.49
DIAMONDBNK	17/02/2012	2.4	2.6	2.35
ETERNAOIL	17/02/2012	3.75	2.81	2.67
ETI	17/02/2012	9.95	10.5	9.5
FCMB	17/02/2012	4.15	4.2	4
FIDELITYBK	17/02/2012	1.38	1.6	1.36
FIRSTBANK	17/02/2012	10.75	10.62	10
FLOURMILL	17/02/2012	56	61	60
GLAXOSMITH	17/02/2012	22	23	21.57
GTASSURE	17/02/2012	1.13	1.26	1.06
GUARANTY	17/02/2012	14.21	14.65	13.5
IBTC	17/02/2012	7.05	7.35	6.9
INTBREW	17/02/2012	5.7	5.86	5.21
MAYBAKER	17/02/2012	2.75	2.39	2.62
NAHCO	17/02/2012	7.4	7.9	6.96
NASCON	17/02/2012	3.8	3.87	3.8

NB	17/02/2012	97.7	98	92.06
NCR	17/02/2012	9.75	6.64	8.85
OANDO	17/02/2012	18.35	18.65	17
PRESCO	17/02/2012	8.55	9	8.24
PZ	17/02/2012	26.93	28.51	26.6
REDSTAREX	17/02/2012	2.4	2.39	2.28
RTBRISCOE	17/02/2012	1.19	1.2	1.12
SKYEBANK	17/02/2012	3.68	3.52	3.04
UACN	17/02/2012	29.5	30.11	28.51
UBA	17/02/2012	1.89	2.1	1.64
UBN	17/02/2012	7.81	8.65	8.65
UNILEVER	17/02/2012	27.95	30.7	29.51
UPL	17/02/2012	3.21	3.25	3
VITAFOAM	17/02/2012	3.42	3.45	3.22
VONO	17/02/2012	2.88	3.18	2.88
WAPCO	17/02/2012	44	45.5	43.23
ZENITHBANK	17/02/2012	12.28	12.64	12.17