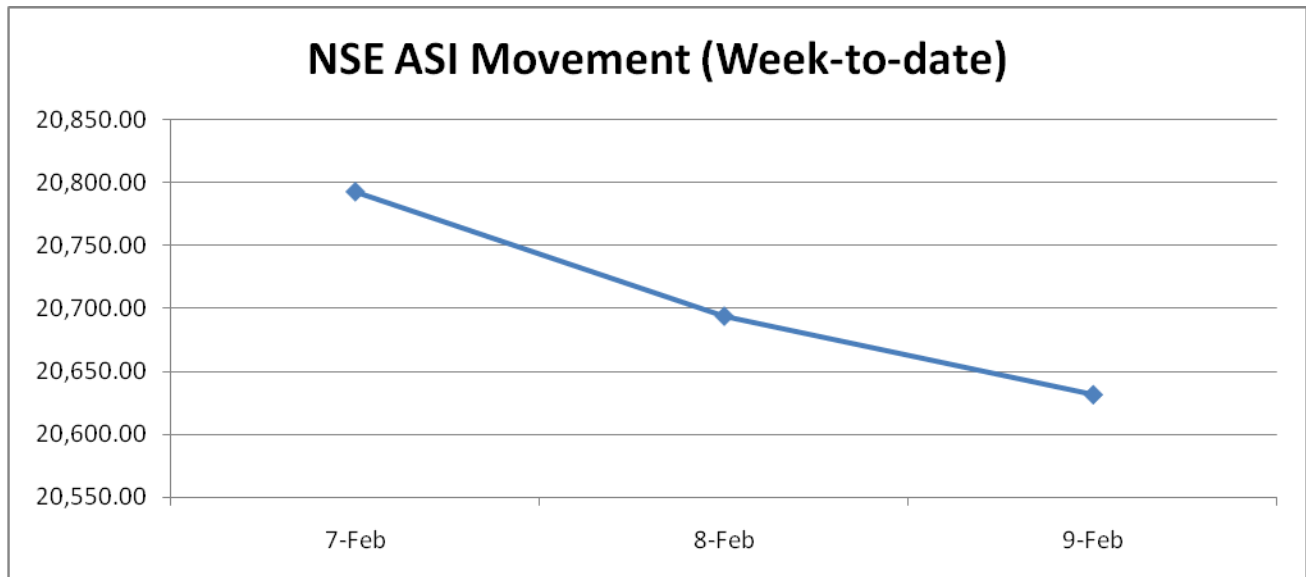


## DAILY STOCK MARKET REPORT AS AT CLOSE OF TRADING 9 FEBRUARY 2012

- The **NSE ASI** recorded a loss by 0.30% to close at 20,631.38 whilst yesterday's decline was by 0.48% closing the Index at 20,693.84. A loss by 0.41% magnitude was witnessed on Tuesday, the first trading day of the week, to close at 20,792.75;
- **Market value** depreciated by 20.92% to close at N1.49b (US\$9.96m) compared to depreciation by 16.95% witnessed yesterday to close at N1.89b (US\$12.60m);
- **Market capitalization** depreciated by **N19.68b** (US\$131.18m) to close at N6.50trn (US\$43.33b) compared to depreciation by N31.17b (US\$207.75m) recorded in preceding trading day to close at N6.52trn (US\$43.46b).



The number of **gainers** closed higher at 16 compared to 11 recorded on Wednesday whilst the **losers' chart** closed lower at twenty-seven (27) compared to twenty-eight (28) witnessed yesterday. The number of Stocks with unchanged prices was 52 down from 63.

### Top 10 Gainers

Symbol	Last Close	Today's Close	Change (%)
NESTLE	442	446.65	1.05
NCR	9.29	9.75	4.95
NAHCO	7.23	7.5	3.73
ETI	10.01	10.2	1.90
ETERNAOIL	2.83	2.97	4.95
GUINNESS	220	220.12	0.06
FIRSTBANK	10.05	10.13	0.80
ZENITHBANK	12.17	12.25	0.66
VITAFOAM	3.15	3.22	2.22
DIAMONDBNK	2.57	2.6	1.17

### Top 10 Losers

Symbol	Last Close	Today's Close	Change (%)
NEWGOLD	2,704.00	2,690.00	0.52
CHEVRON	48.07	45.67	4.99
OKOMUOIL	24.25	23.04	4.99
JBERGER	28	27	3.57
GUARANTY	13.95	13.53	3.01
OANDO	18.4	18.13	1.47
DANGFLOUR	4.64	4.41	4.96
DANGSUGAR	4.79	4.58	4.38
FCMB	4.15	4	3.62
CCNN	4.8	4.65	3.13

### Stocks with strong Offer include:

AIRSERVICE, CCNN, CHEVRON, CONTINSURE, DANGFLOUR, FIDSON, HONYFLOUR, JBERGER, OKOMUOIL, PRESTIGE, RTBRISCOE.

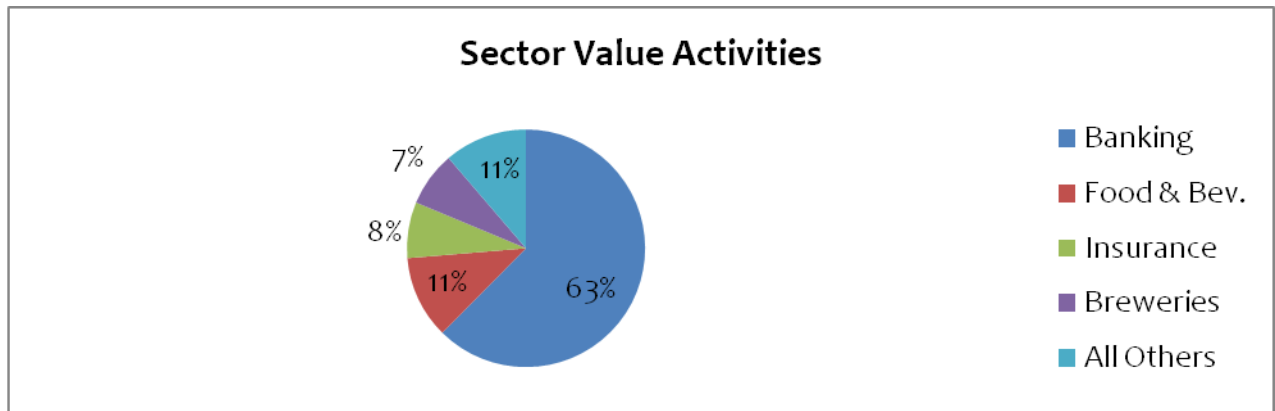
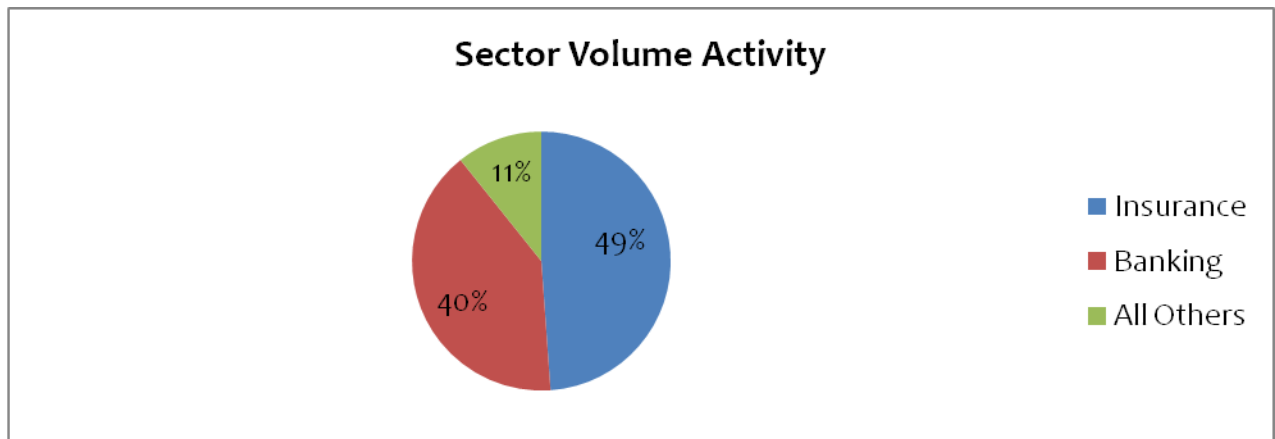
### Stocks with strong Bid include:

ETERNAOIL, GUINNESS, NB, NCR, NESTLE.

**Four out of the Five NSE sectoral indices recorded loss as:**

- NSE-30, which basically measures the performance of blue chips, declined by 0.24%;
- NSE-Oil & Gas recorded a loss by 0.33%;
- NSE-Food & Beverages gained by 0.01%;
- NSE-Insurance recorded 1.70% loss;
- NSE-Banking witnessed 0.87% loss.

Transaction volume declined by 19.99% to close at 405.59m units exchanged in 3,508 deals as against an increase by 132.50% recorded on Wednesday to close at 506.95m units exchanged in 3,987 deals.



### Top 10 Trades (By Volume in '000)

Symbol	7-Feb-12	Symbol	8-Feb-12	Symbol	9-Feb-12
FIRSTBANK	23,257	UBA	325,429	GOLDINSURE	120,886
UBA	22,623	FIRSTBANK	33,402	UBA	56,353
ACCESS	17,380	SKYEBANK	21,667	MBENEFIT	34,000
TRANSCORP	14,438	DIAMONDBNK	15,750	FIRSTBANK	32,963
ZENITHBANK	14,373	ACCESS	12,830	WAPIC	19,998
COURTVILLE	10,000	NEM	11,112	ZENITHBANK	19,118
FIDELITYBK	9,358	LIVESTOCK	11,101	FCMB	12,048
VITAFOAM	9,079	GUARANTY	10,783	ACCESS	10,227
AIRSERVICE	8,727	ZENITHBANK	5,694	RESORTSAL	10,000
GUARANTY	8,303	GOLDINSURE	4,654	VITAFOAM	9,581

### Top 10 Trades (By Value in '000)

Symbol	7-Feb-12	Symbol	8-Feb-12	Symbol	9-Feb-12
GUINNESS	510,309	UBA	644,153	FIRSTBANK	332,908
NB	358,138	FIRSTBANK	346,437	ZENITHBANK	233,838
FIRSTBANK	243,575	GUARANTY	152,014	NESTLE	140,649
ZENITHBANK	179,048	ACCESS	74,658	UBA	107,427
DANGCEM	137,977	WAPCO	71,324	GUARANTY	100,670
GUARANTY	121,842	SKYEBANK	69,787	GOLDINSURE	70,408
PZ	107,427	ZENITHBANK	69,360	ACCESS	59,153
ACCESS	97,725	UNILEVER	66,140	GUINNESS	55,403
ETI	82,244	NESTLE	65,120	NB	52,515
OANDO	61,749	OANDO	46,824	FCMB	48,327

**Financial Services sector** led the market transaction volume with 373.61m units valued at N1.06b (US\$7.08m) exchanged in 1,933 deals compared to 467.73m units valued at N1.45b (US\$9.68m) exchanged in 2,384 deals recorded yesterday.

### Capitalisation Class Performance

- **Small Cap** stocks segmentation topped market activities with 59.50% contribution to market turnover;
- **Medium Cap** stocks contributed 25.56%
- **Large Cap** stocks staked 14.94% to come last on the chart.

## Corporate Results (Unaudited)

Company	Period Reported	Date	Gross Earnings (N'm)	Change (%)	PAT (N'm)	Change (%) <sup>2</sup>
International Breweries	Q3	30-Sep-11	7,147	134.79	635	595.83
Avoncrowncaps	Q3	30-Dec-11	8,620	-3	34	-63

Stock	Date/Time	Close	Resistance Level	Support Level
7UP	9/2/2012	46	51.49	46
ACCESS	9/2/2012	5.8	5.15	4.76
AGLEVENT	9/2/2012	1.39	1.47	1.33
AIRSERVICE	9/2/2012	1.88	2.17	2.07
ASHAKACEM	9/2/2012	10.5	11.12	10.5
BAGCO	9/2/2012	1.6	1.75	1.52
CCNN	9/2/2012	4.65	5.24	4.75
CUSTODYINS	9/2/2012	1.61	2.44	1.65
DANGFLOUR	9/2/2012	4.41	6.2	4.31
DANGSUGAR	9/2/2012	4.58	5.1	4.49
DIAMONDBNK	9/2/2012	2.6	2.76	2.09
ENAMELWA	9/2/2012	36.19	42.66	36.19
ETERNAOIL	9/2/2012	2.97	2.81	2.67
ETI	9/2/2012	10.2	10.5	10
FCMB	9/2/2012	4	4.2	3.86
FIDELITYBK	9/2/2012	1.43	1.6	1.3
FIRSTBANK	9/2/2012	10.13	10.62	8.9
FLOURMILL	9/2/2012	61	64	60.1
GLAXOSMITH	9/2/2012	22.7	23	21.85
GTASSURE	9/2/2012	1.18	1.26	1.17
GUARANTY	9/2/2012	13.53	14.65	13
HONYFLOUR	9/2/2012	2.99	3	2.31
IKEJAHOTEL	9/2/2012	1.35	1.63	1.54

INTBREW	9/2/2012	5.79	5.88	5.21
JBERGER	9/2/2012	27	40	30.7
NAHCO	9/2/2012	7.5	7.9	6.16
NASCON	9/2/2012	3.86	4.25	4.03
NB	9/2/2012	94.1	98.76	92.06
NCR	9/2/2012	9.75	6.64	8.85
NPFMCRFBK	9/2/2012	1.12	1.13	0.87
OKOMUOIL	9/2/2012	23.04	24.25	21.28
PRESCO	9/2/2012	9	8.65	8.24
PZ	9/2/2012	28	29	28.37
REDSTAREX	9/2/2012	2.28	2.49	2.3
RTBRISCOE	9/2/2012	1.12	1.2	1.14
SKYEBANK	9/2/2012	3.19	3.52	3.34
UAC-PROP	9/2/2012	12.6	12.6	12
UACN	9/2/2012	29.49	30	28.9
UBA	9/2/2012	1.9	2.1	1.9
UBN	9/2/2012	8.65	11.15	8.65
UNILEVER	9/2/2012	29.8	31.08	29.51
UPL	9/2/2012	3.09	3.25	3.25
WAPCO	9/2/2012	45.5	45.5	43.76
ZENITHBANK	9/2/2012	12.25	12.64	11.97