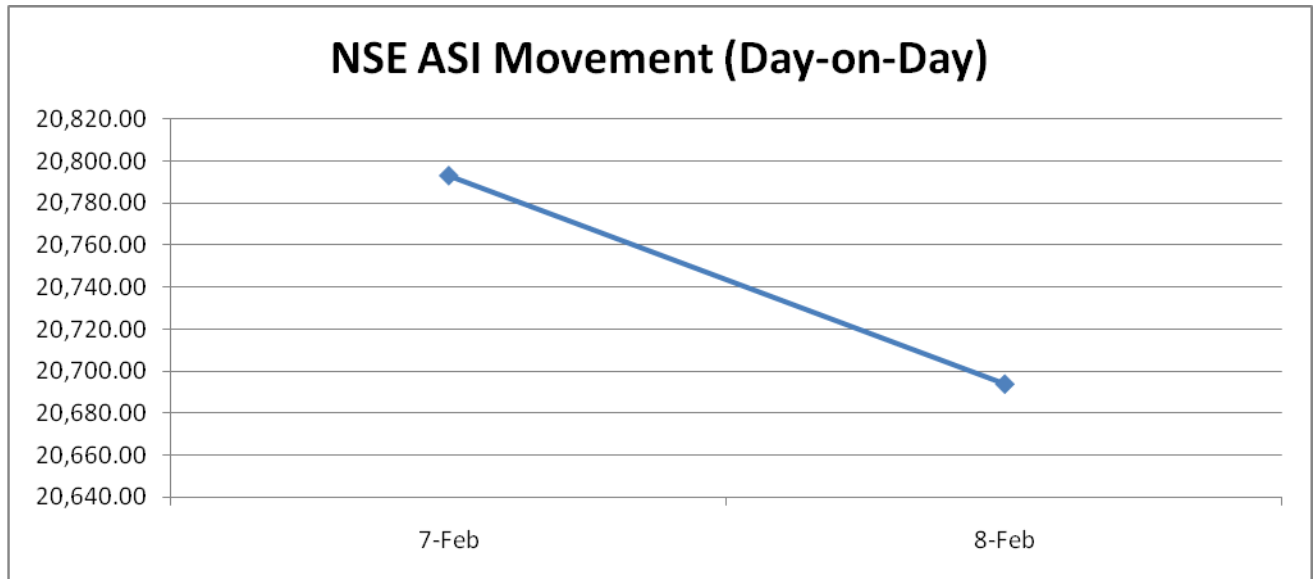


DAILY STOCK MARKET REPORT AS AT CLOSE OF TRADING 8 FEBRUARY 2012

- The **NSE ASI** recorded a loss by 0.48% to close at 20,693.84 compared to a decline of 0.41% magnitude witnessed yesterday with a close at 20,792.75;
- **Market value** depreciated by 16.95% to close at N1.89b (US\$12.60m) compared to depreciation by 7.82% recorded on Tuesday to close at N2.27b (US\$15.17m);
- **Market capitalization** depreciated by **N31.17b** (US\$207.75m) to close at N6.52trn (US\$43.46b) compared to depreciation by N26.75b (US\$178.30m) recorded yesterday to close at N6.55trn (US\$43.67b).



The number of **gainers** closed lower at 11 compared to 15 recorded on Tuesday whilst the **losers' chart** closed slightly higher at twenty-eight (28) in comparison to twenty-seven (27) witnessed yesterday. The number of Stocks with unchanged prices was 63 up from 56.

Top 10 Gainers

Symbol	Last Close	Today's Close	Change (%)
NESTLE	440	442	0.46
OANDO	17.95	18.4	2.51
WAPCO	45.17	45.5	0.73
VITAFOAM	3	3.15	5
ACCESS	5.7	5.85	2.63
PRESCO	8.9	9	1.12
LIVESTOCK	0.81	0.85	4.94
CUSTODYINS	1.65	1.69	2.42
WAPIC	0.5	0.52	4
AIICO	0.51	0.52	1.96

Top 10 Losers

Symbol	Last Close	Today's Close	Change (%)
NEWGOLD	2,768.00	2,704.00	2.31
JBERGER	29.11	28	3.81
NAHCO	7.61	7.23	4.99
ETI	10.29	10.01	2.72
FIRSTBANK	10.32	10.05	2.62
DANGFLOUR	4.88	4.64	4.92
ZENITHBANK	12.4	12.17	1.86
IBTC	7.25	7.07	2.48
SKYEBANK	3.36	3.2	4.76
GUARANTY	14.1	13.95	1.06

Stocks with strong Offer include:

GOLDINSURE, GTASSURE, MAYBAKER, NAHCO, UNILEVER, UNITYBNK.

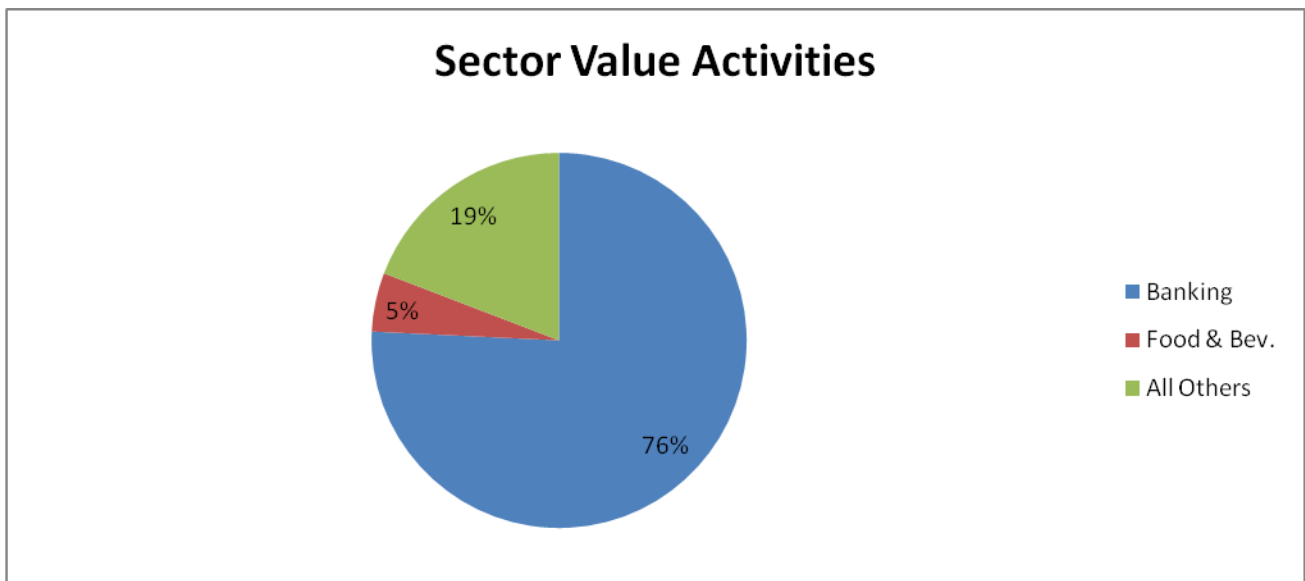
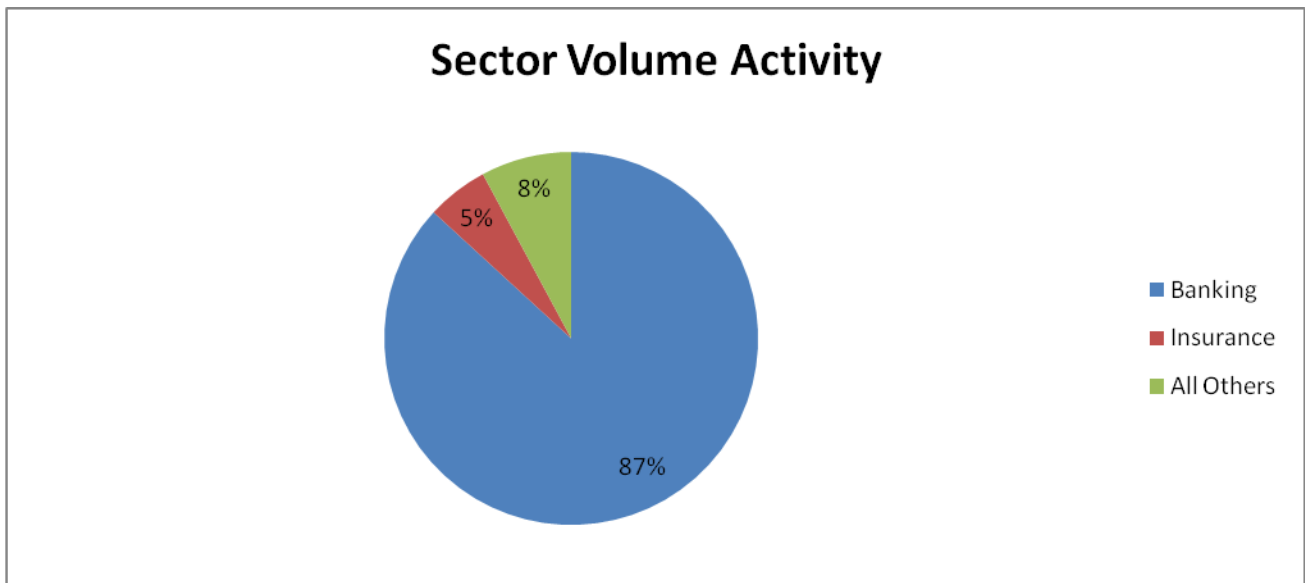
Stocks with strong Bid include:

NESTLE.

Three out of the Five NSE sectoral indices recorded loss as:

- NSE-30, which basically measures the performance of blue chips, declined by 0.53%;
- NSE-Oil & Gas closed gained by 0.55%;
- NSE-Food & Beverages gained marginally by 0.004%;
- NSE-Insurance recorded a 1.02% loss;
- NSE-Banking recorded the highest loss by 1.59%.

Transaction volume increased by 132.50% to close at 506.95m units exchanged in 3,987 deals as against a decline by 48.74% recorded at the end of yesterday’s trading to close at 218.04m units exchanged in 3,796 deals.



Top 10 Trades

Symbol	Volume	Value	Trades
GOLDINSURE	4,653,620.00	2,699,099.60	7
ZENITHBANK	5,693,841.00	69,359,545.45	250
GUARANTY	10,782,672.00	152,014,133.78	410
LIVESTOCK	11,100,667.00	9,274,652.87	34
NEM	11,111,809.00	5,556,324.10	24
ACCESS	12,830,410.00	74,657,555.71	201
DIAMONDBNK	15,750,350.00	42,130,909.95	25
SKYEBANK	21,667,344.00	69,786,963.21	126
FIRSTBANK	33,401,886.00	346,437,075.43	621
UBA	325,429,120.00	644,153,448.73	367

Financial Services sector led the market transaction volume with 467.73m units valued at N1.45m (US\$9.68m) exchanged in 2,384 deals as against 127.42m units valued at N832.07m (US\$5.54m) exchanged in 2,200 deals recorded on Tuesday.

Capitalisation Class Performance

- **Medium Cap** stocks topped market activities with 78.23% contribution to market turnover;
- **Small Cap** stocks contributed 11.80% ;
- **Large Cap** stocks staked 9.98% to come last on the chart.

Corporate Results (Audited)

Company	Period Reported	Date	Gross Earnings (N'm)	Change (%)	PAT (N'm)	Change (%)
Chellarams	Year End	31-Dec-11	19,194	13.9	212.5	7.3

Corporate Earnings Forecast

Company	Period Reported	Date	Gross Earnings (N'm)	PAT (N'm)
UBA Plc	Q1	31-Mar-12	59,400	12,100

Stock	Date/Time	Close	Resistance Level	Support Level
ACCESS	8/2/2012	5.85	5.15	4.76
AGLEVENT	8/2/2012	1.39	1.47	1.33
AIRSERVICE	8/2/2012	1.97	2.17	2.07
ASHAKACEM	8/2/2012	10.5	11.12	10.5
BAGCO	8/2/2012	1.62	1.75	1.52
BERGER	8/2/2012	9.3	8.47	8.05
CCNN	8/2/2012	4.8	5.24	4.75
CUSTODYINS	8/2/2012	1.69	2.44	1.65
CUTIX	8/2/2012	1.4	1.62	1.34
DANGFLOUR	8/2/2012	4.64	6.2	4.31
DANGSUGAR	8/2/2012	4.79	5.1	4.49
DIAMONDBNK	8/2/2012	2.57	2.76	2.09
ETERNAOIL	8/2/2012	2.83	2.81	2.67
ETI	8/2/2012	10.01	10.5	10
FCMB	8/2/2012	4.15	4.2	3.86
FIDELITYBK	8/2/2012	1.48	1.6	1.3
FIRSTBANK	8/2/2012	10.05	10.62	8.9
FLOURMILL	8/2/2012	61	64	60.1
GLAXOSMITH	8/2/2012	22.7	23	21.85
GTASSURE	8/2/2012	1.2	1.26	1.17
GUARANTY	8/2/2012	13.95	14.65	13
HONYFLOUR	8/2/2012	3	3	2.31
IHS	8/2/2012	2.59	2.73	2.47
IKEJAHOTEL	8/2/2012	1.35	1.63	1.54
INTBREW	8/2/2012	5.79	5.88	5.21
JBERGER	8/2/2012	28	40	30.7
NAHCO	8/2/2012	7.23	7.9	6.16
NASCON	8/2/2012	3.9	4.25	4.03
NB	8/2/2012	94.09	98.76	92.06
OKOMUOIL	8/2/2012	24.25	22.3	21.28
PRESCO	8/2/2012	9	8.65	8.24
PZ	8/2/2012	28	29	28.37
REDSTAREX	8/2/2012	2.28	2.49	2.3
ROADS	8/2/2012	8.69	3.47	3.32
RTBRISCOE	8/2/2012	1.17	1.28	1.14
SKYEBANK	8/2/2012	3.2	3.52	3.34
UAC-PROP	8/2/2012	12.6	12.6	12
UACN	8/2/2012	29.49	30	28.9

UBA	8/2/2012	1.99	2.3	1.9
UBN	8/2/2012	8.65	11.15	8.65
UNILEVER	8/2/2012	29.8	31.08	29.51
UPL	8/2/2012	3.09	3.25	3.25
WAPCO	8/2/2012	45.5	45.5	43.76
ZENITHBANK	8/2/2012	12.17	12.64	11.97